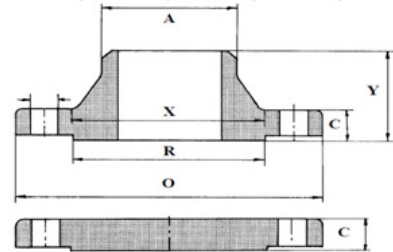


ASME B 16.47 Series B WNRF Flanges

150#

Nominal Pipe Size	Outside Diam. O	Thickness WNF C	Thickness Blind C	Length thru Hub Y	Diam. at Base of Hub X	Diam. Hub at Bevel A	O.D. of Race Face R	Bolt Circle Diameter	Number of Holes	Diam. of Holes	Diam. of Bolt in inch	Radius at base of Hub
26"	785.9	41.1	44.5	88.9	684.3	661.9	711.2	744.5	36	22.4	3/4	9.7
28"	836.7	44.5	47.8	95.3	735.1	712.7	762	795.3	40	22.4	3/4	9.7
30"	887.5	44.5	50.8	100.1	787.4	763.5	812.8	846.1	44	22.4	3/4	9.7
32"	941.3	46	53.8	108	839.7	814.3	863.6	900.2	48	22.4	3/4	9.7
34"	1004.8	49.3	57.2	110.2	892	865.1	920.7	957.3	40	25.4	7/8	9.7
36"	1057.1	52.3	58.7	117.3	944.6	915.9	971.5	1009.6	44	25.4	7/8	9.7
38"	1124	53.8	63.5	124	997	968.3	1022.4	1069.8	40	28.4	1	9.7
40"	1174.8	55.6	66.5	128.5	1049.3	1019	1079.5	1120.6	44	28.4	1	9.7
42"	1225.6	58.7	68.3	133.4	1101.9	1069.8	1130.3	1171.4	48	28.4	1	11.2
44"	1276.4	60.5	71.4	136.7	1152.7	1120.6	1181.1	1222.2	52	28.4	1	11.2
46"	1341.4	62	74.7	144.5	1205	1171.4	1234.9	1284.2	40	31.8	1.1/8	11.2
48"	1392.2	65	77.7	149.4	1257.3	1222.2	1289.1	1335	44	31.8	1.1/8	11.2
50"	1443	68.3	80.8	153.9	1308.1	1273	1339.9	1385.8	48	31.8	1.1/8	11.2
52"	1494	69.9	84.1	157.3	1360.4	1323.8	1390.7	1436.6	52	31.8	1.1/8	11.2
54"	1549.4	71.4	87.4	162.1	1412.7	1374.6	1441.5	1492.3	56	31.8	1.1/8	11.2
56"	1600.2	73.2	90.4	166.6	1465.3	1425.4	1492.3	1543.1	60	31.8	1.1/8	14.3
58"	1674.9	74.7	93.5	174.8	1516.1	1476.2	1543.1	1611.4	48	35.1	1.1/4	14.3
60"	1725.7	76.2	96.8	179.3	1570	1527	1600.2	1662.2	52	35.1	1.1/4	14.3

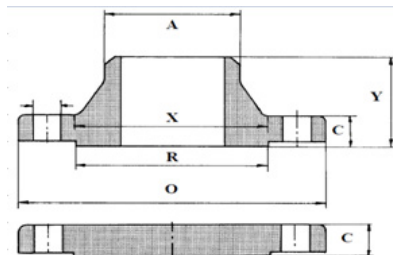
All dimensions are in mm



300#

Nominal Pipe Size	Outside Diam. O	Thickness WNF C	Thickness Blind C	Length thru Hub Y	Diam. at Base of Hub X	Diam. Hub at Bevel A	O.D. of Race Face R	Bolt Circle Diameter	Number of Holes	Diam. of Holes	Diam. of Bolt in inch	Radius at base of Hub
26"	866.6	88.9	88.9	144.5	701.5	665.2	736.6	803.1	32	35.1	1.1/4	14.2
28"	920.8	88.9	88.9	149.4	755.7	716	787.4	857.3	36	35.1	1.1/4	14.2
30"	990.6	93.7	93.7	158	812.8	768.4	844.6	920.8	36	38.1	1.3/8	14.2
32"	1054.1	103.1	103.1	168.1	863.6	819.2	901.7	977.9	32	41.1	1.1/2	15.7
34"	1107.9	103.1	103.1	173	917.4	870	952.5	1031.7	36	41.1	1.1/2	15.7
36"	1171.4	103.1	103.1	180.8	965.2	920.8	1009.7	1089.2	32	44.5	1.5/8	15.7
38"	1222.2	111.3	111.3	192	1016	971.6	1060.5	1140	36	44.5	1.5/8	15.7
40"	1273	115.8	115.8	198.4	1066.8	1022.4	1114.6	1190.8	40	44.5	1.5/8	15.7
42"	1333.5	119.1	119.1	204.7	1117.6	1074.7	1168.4	1244.6	36	47.8	1.3/4	15.7
44"	1384.3	127	127	214.4	1173.2	1125.5	1219.2	1295.4	40	47.8	1.3/4	15.7
46"	1460.5	128.5	130	222.3	1228.9	1176.3	1270	1365.3	36	50.8	1.7/8	15.7
48"	1511.3	128.5	134.9	223.8	1277.9	1227.1	1327.2	1416.1	40	50.8	1.7/8	15.7
50"	1562.1	138.2	139.7	235	1330.5	1277.9	1378	1466.9	44	50.8	1.7/8	15.7
52"	1612.9	142.7	144.3	242.8	1382.8	1328.7	1428.8	1517.7	48	50.8	1.7/8	15.7
54"	1673.4	136.7	149.4	239.8	1435.1	1379.5	1479.6	1577.8	48	50.8	1.7/8	15.8
56"	1765.3	153.9	157	268.2	1493.8	1430.3	1536.7	1651	36	60.5	2.1/4	17.6
58"	1827.3	153.9	162.1	274.6	1547.9	1481.1	1593.9	1713	40	60.5	2.1/4	17.6
60"	1878.1	150.9	166.6	271.5	1598.7	1531.9	1651	1763.8	40	60.5	2.1/4	17.6

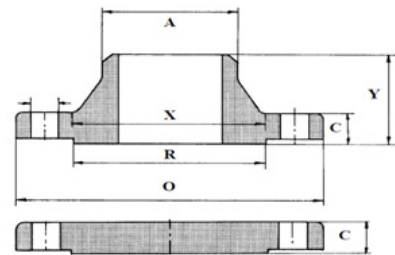
All dimensions are in mm



400#

Nominal Pipe Size	Outside Diam. O	Thickness WNF C	Thickness Blind C	Length thru Hub Y	Diam. at Base of Hub X	Diam. Hub at Bevel A	O.D. of Race Face R	Bolt Circle Diameter	Number of Holes	Diam. of Holes	Diam. of Bolt in inch	Radius at base of Hub
26"	850.9	88.9	88.9	149.4	688.8	660.4	711.2	781.1	28	38.1	1.3/8	11.2
28"	914.4	95.3	95.3	158.8	739.6	711.2	762	838.2	24	41.1	1.1/2	12.7
30"	971.6	101.6	101.6	169.9	793.8	762	819.2	895.4	28	41.1	1.1/2	12.7
32"	1035.1	108	108	179.3	844.6	812.8	873.3	952.5	28	44.5	1.5/8	12.7
34"	1085.9	111.3	111.3	187.5	898.7	863.6	927.1	1003.3	32	44.5	1.5/8	14.2
36"	1155.7	119.1	119.1	200.2	952.5	914.4	980.9	1066.8	28	47.8	1.3/4	14.2

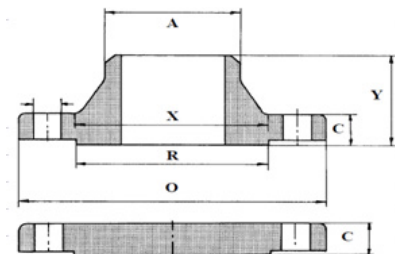
All dimensions are in mm



600#

Nominal Pipe Size	Outside Diam. O	Thickness WNF C	Thickness Blind C	Length thru Hub Y	Diam. at Base of Hub X	Diam. Hub at Bevel A	O.D. of Race Face R	Bolt Circle Diameter	Number of Holes	Diam. of Holes	Diam. of Bolt in inch	Radius at base of Hub
26"	889	111.3	111.3	180.8	698.5	660.4	726.9	806.5	28	44.5	1.5/8	12.7
28"	952.5	115.8	115.8	190.5	752.3	711.2	784.4	863.6	28	47.8	1.3/4	12.7
30"	1022.4	125.5	127	204.7	806.5	762	841.2	927.1	28	50.8	1.7/8	12.7
32"	1085.9	130	134.9	215.9	860.6	812.8	895.4	984.3	28	53.8	2	12.7
34"	1162.1	141.2	144.3	233.4	914.4	863.6	952.5	1054.1	24	60.5	2.1/4	14.2
36"	1212.9	146.1	150.9	242.8	968.2	914.4	1009.7	1104.9	28	60.5	2.1/4	14.2

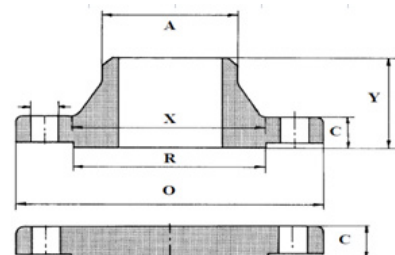
All dimensions are in mm



900#

Nominal Pipe Size	Outside Diam. O	Thickness WNF C	Thickness Blind C	Length thru Hub Y	Diam. at Base of Hub X	Diam. Hub at Bevel A	O.D. of Race Face R	Bolt Circle Diameter	Number of Holes	Diam. of Holes	Diam. of Bolt in inch	Radius at base of Hub
26"	1022.4	134.9	153.9	258.8	743	660.4	762	901.7	20	66.5	2.1/2	11.2
28"	1104.9	147.6	166.6	276.4	797.1	711.2	819.2	971.6	20	73.2	2.3/4	12.7
30"	1181.1	155.4	176	289.1	850.9	762	876.3	1035.1	20	79.2	3	12.7
32"	1238.3	160.3	185.7	303.3	908.1	812.8	927.1	1092.2	20	79.2	3	12.7
34"	1314.5	171.5	195.1	319	962.2	863.6	990.6	1155.7	20	85.9	3.1/4	14.2
36"	1346.2	173	201.7	325.4	1016	914.4	1028.7	1200.2	24	79.2	3	14.2

All dimensions are in mm



* There will may be typical error