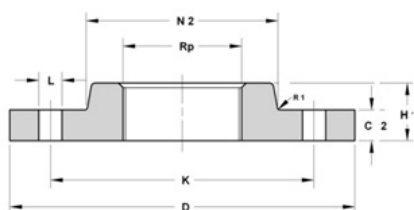


EN 1092-1:2001 /TYPE 13/A

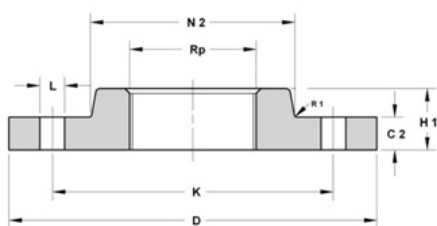
HUBBED THREADED FLANGES PN 6



DN	Rp	D	K	FORI/ BOLTING			C2	H1	N2	R1	Kg.
				L	N DEGREE	SIZE					
10	3/8	75	50	11	4	M 10	12	20	25	4	0.39
15	1/2	80	55	11	4	M 10	12	20	30	4	0.43
20	3/4	90	65	11	4	M 10	14	24	40	4	0.66
25	1"	100	75	11	4	M 10	14	24	50	4	0.82
32	1"1/4	120	90	14	4	M 12	14	26	60	6	1.17
40	1"1/2	130	100	14	4	M 12	14	26	70	6	1.4
50	2"	140	110	14	4	M 12	14	28	80	6	1.59
65	2"1/2	160	130	14	4	M 12	14	32	100	6	2.17
80	3"	190	150	18	4	M 16	16	34	110	8	3.2
100	4"	210	170	18	4	M 16	16	40	130	8	3.59
125	5"	240	200	18	8	M 16	18	44	160	8	4.94
150	6"	265	225	18	8	M 16	18	44	185	10	5.83

All dimensions are in mm

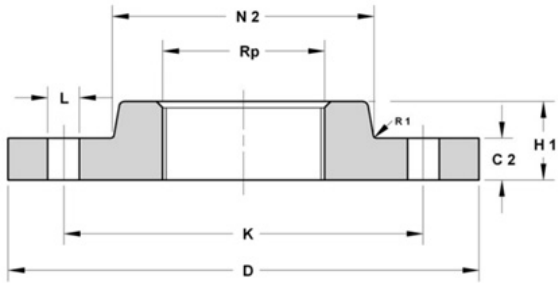
HUBBED THREADED FLANGES PN 16



DN	Rp	D	K	FORI/ BOLTING			C2	H1	N2	R1	Kg.
				L	N DEGREE	SIZE					
50	2"	165	125	18	4	M 16	18	28	84	5	2.43
65	2"1/2	185	145	18	4	M 16	18	32	104	6	3.18
65	2"1/2	185	145	18	8	M 16	18	32	104	6	3.18
80	3"	200	160	18	8	M 16	20	34	118	6	4.12
100	4"	220	180	18	8	M 16	20	40	140	8	4.47
125	5"	250	210	18	8	M 16	22	44	168	8	6.63
150	6"	285	240	22	8	M 20	22	44	195	10	8.49

All dimensions are in mm

HUBBED THREADED FLANGES PN 40



DN	Rp	D	K	FORI/ BOLTING			C2	H1	N2	R1	Kg.
				L	N DEGREE	SIZE					
10	3/8	90	60	14	4	M 12	16	22	30	4	0.72
15	1/2	95	65	14	4	M 12	16	22	35	4	0.8
20	3/4	105	75	14	4	M 12	18	26	45	4	1.13
25	1"	115	85	14	4	M 12	18	28	52	4	1.37
32	1"1/4	140	100	18	4	M 16	18	30	60	6	1.99
40	1"1/2	150	110	18	4	M 16	18	32	70	6	2.35
50	2"	165	125	18	4	M 16	20	34	84	6	3.11
65	2"1/2	185	145	18	8	M 16	22	38	104	6	4.1
80	3"	200	160	18	8	M 16	24	40	118	8	5.06
100	4"	235	190	22	8	M 20	24	44	145	8	6.81
125	5"	270	220	26	8	M 24	26	48	170	8	9.25
150	6"	300	250	26	8	M 24	28	52	200	10	12.1

All dimensions are in mm

* There will may be typical error